

Common Science Equipment

You probably used some science equipment last year during laboratory activities. You should remember some of their names and uses.

Directions:

1. Look at the list of science equipment below.
2. Find one in each list that doesn't belong with the rest of the list.
3. You may not know every piece of equipment in the list looks like or how it is used.
4. Share what you know with your table partners and make a guess.
5. Circle the one that doesn't belong with the rest.
6. At the end of the lesson you will come back to the list and make any changes you need to.

A. Beaker, graduated cylinder, hot plate, test tube

B. Microscope, dissecting microscope, hand lens, forceps

C. Test tube clamp, tongs, flask, test tube holder

D. Ring stand, thermometer, ruler, temperature probe






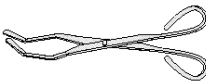


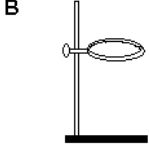

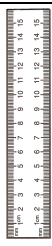
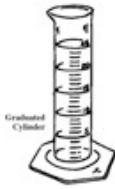
E. Slide, balance, coverslip, watch glass

F. Dropper, Pipette, test tube rack, Petri dish


Materials: all equipment pictured below with labels

What To Do:

1. At each table you will find 3-5 pieces of science equipment that have been labeled.
2. When your teacher directs, look at the equipment and write the name of each piece in the box under the picture.
3. You will have about 3 minutes at each table.
4. Move to the next table when time is up.

How Are They Used?



Questions:

1. Name 3 pieces of equipment you already knew.

2. Name 3 pieces of equipment you did not know.

3. Go back to the first activity and make any changes you think you need to make. Discuss your answers with your partners.

1. Which of the equipment measure liquids? There are 5.

2. Which of the equipment measures temperature? (2)

3. Which of the equipment allows you to look at small things? (3)

4. Which of the equipment is used with microscopes? (2)

5. Which of the equipment measures mass? (1)

6. Which of the equipment can be used to hold things? (4)

7. Which of the equipment measures length? (1)

8. Which of the equipment is used to heat things? (1)

Name _____

period _____

EXIT TICKET

Common Science Equipment

Draw lines to match the picture with the label.



Hand lens



Beaker



Microscope



Flask

Conclusion: (microscope, equipment, beaker, flask, thermometer, probe, magnifying lens)

Many pieces of science _____ do the same jobs. A

_____ and _____ hold liquids. A

_____ and a temperature _____ both take the

temperature of a substance. A _____ and

a _____ magnify small objects so we can see them

better.

Name _____

period _____

EXIT TICKET

Common Science Equipment

Draw lines to match the picture with the label.



Hand lens



Beaker



Microscope



Flask

Conclusion: (microscope, equipment, beaker, flask, thermometer, probe, magnifying lens)

Many pieces of science _____ do the same jobs.

A _____ and _____ hold liquids. A

_____ and a temperature _____

both take the temperature of a substance. A _____

_____ and a _____ magnify small objects

so we can see them better.